

HSF

TECHNICAL SPECS:

Current Rating: 3.0AMP
 Contact Resistance: 10m Ω Max
 Dielectric Strength: Min 1000Vrms
 Mechanical Life: Min 500 cycles
 Mating Pin: $\phi 0.7$ to $\phi 0.9$ mm or 0.635SQ
 Forces: (polished steel gauge $\phi 0.76$ mm)
 Insertion: 150g Max/Pin, Withdrawal: 30g Min/Pin
 Operation Temperature: -40°C to +105°C

Sleeve: Brass CuZn36Pb3(C36000)
 Contact Clip(6 finger): BeCu(C17200)
 Insulator Material: PPS+30%G.(UL94V-0)

Ordering Information

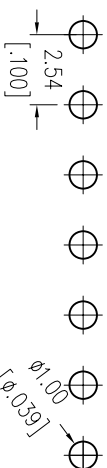
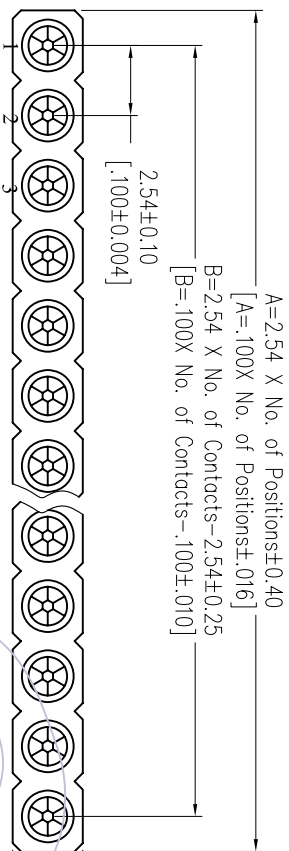
3521-701 XX S XX 100 X 1

No. of Pin
2-50PIN

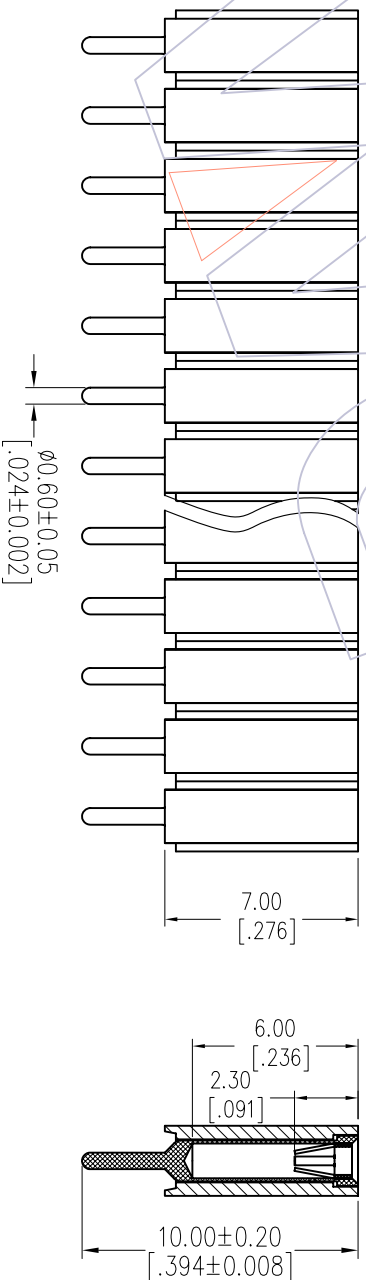
Contact Plating
S0=Gold Flash/Tin
S3=10u"Gold/Tin
S4=15u"Gold/Tin
S5=30u"Gold/Tin
SN=Tin

Packing
A=Tray
T=Tube

Item	Pitch	Mating
Standard	2.54	3511
Alternate		



Recommended P.C.B Layout (Top Side)
 (PCB BOARD TOLERANCE ±0.05)



OPERATION	DRAW	DATE	SCALE	FIT	PART NO.
XX	JYHuang	2012/10/18	UNIT	mm	3521-701XXSXX100X1
X.XX	CHECK	DATE	SIZE	A4	TITLE:
X.XXX			SHEET	1/1	2.54mm MACHINED FEMALE HEADER SINGLE ROW 180° H=7.00 L=10.0
Angle	APPROVE	DATE	PROJ.		Customer NO.
± 3'					
DIW	CHANGE				
DATE	MODIFICATION DESCRIPTION				
2012/10/18	NEW				
REV					

WCON

Http: www.wcon.com

WCON-Dongguan
 Tel: +86 769 85358920
 Fax: +86 769 85358915
 E-mail: sales@wcon.com

WCON-Kunshan
 Tel: +86 512 57468408
 Fax: +86 512 57468468
 E-mail: sales@wcon.com